

EXCITINGLY DIFFERENT

mardeco[®]
international ltd

mardeco[®]
KITCHEN & CABINET HARDWARE

EXCITINGLY DIFFERENT

See the huge range of quality handles at your stockist.

Mardeco International Ltd PO Box 131 Whangaparaoa Auckland New Zealand 0943
tel. + 64 [0] 9 428 0658 | NZ free phone 0800 820 840 | email info@mardeco.co.nz |
www.mardeco.co.nz

Mardeco International Ltd retain the right to change products and specifications without notice.
This brochure is printed using eco-friendly soy based inks.

DEALER

FLUSH PULLS HOOKS DOOR STOPS

KITCHEN HANDLES CABINET KNOBS FLUSH PULLS HOOKS DOOR STOPS

Mardeco International Ltd. is an independent, privately-owned New Zealand Company based in Auckland, New Zealand. We have been importing designer architectural hardware for over 20 years now, sharing products from various corners of the world with kitchen and furniture manufacturers, hardware wholesalers and retailers, architects, interior designers, and kiwis throughout New Zealand looking to add a touch of sophistication to their homes.

Architects and interior designers have specified our products in various projects in New Zealand, Australia, UK, South Africa, the USA and the Pacific Islands.

Our close-knit team values innovation and excellence, which has led us to create our popular range of sliding door hardware, the M-series and our S-Line handrail brackets. Furthermore, we import fantastic products such as Mardeco kitchen and cabinet hardware, JNF architectural hardware, CL cabinet locks, and Groël door handles.

We adhere to high standards of perfection and import only the best products. Mardeco is all about quality, design, and good service. We believe in looking after our clients and ensuring that they can get the products they're looking for when they need them.



"Form follows function"

Lois Henry Sullivan
American Architect (1856 - 1924)

mardeco®





Member
NKBA
National Kitchen & Bath Association

MODERN HANDLES







Combine with 1196 knob.

4041 Toledo

SIZE CC	OVERALL SIZE	PROJECTION	DIAMETER	MATERIAL	FINISH
160 mm	200 mm	34.5 mm	12 mm	Solid Brass	BN 
256 mm	296 mm	34.5 mm	12 mm		BL 
320 mm	360 mm	34.5 mm	12 mm		BRS 
					BR 






4042 Ronda

SIZE CC	OVERALL SIZE	DROP	PROJECTION	MATERIAL	FINISH
64 mm	100 mm	50 mm	18 mm	Zinc Alloy	BN 
					BL 
					BRS 
					BR 



Combine with 1188 knob.




4037 Madrid

SIZE CC	OVERALL SIZE	PROJECTION	WIDTH	MATERIAL	FINISH
160 mm	173 mm	32 mm	6 mm	Zinc Alloy	BN 
320 mm	330 mm	32 mm	6 mm		BRS 
					BR 



Combine with 1186 knob.

4038 Milano




SIZE CC	OVERALL SIZE	PROJECTION	WIDTH	MATERIAL	FINISH
160 mm	177 mm	35 mm	14 mm	Zinc Alloy	BN 
320 mm	337 mm	35 mm	14 mm		BRS 
					BR 

MODERN HANDLES






Combine with 1189 knob.

4039 Malaga

SIZE CC	OVERALL SIZE	PROJECTION	WIDTH	MATERIAL	FINISH
160 mm	167 mm	27 mm	24 mm	Zinc Alloy	BN 
320 mm	329 mm	27 mm	24 mm		BRS 
					BR 






4031 Cortona

SIZE CC	OVERALL SIZE	PROJECTION	WIDTH	MATERIAL	FINISH
160 mm	174 mm	37 mm	9.5 mm	Zinc Alloy	BN 
320 mm	333 mm	37 mm	9.5 mm		SC 
					BR 







4032 Volterra

SIZE CC	OVERALL SIZE	PROJECTION	WIDTH	MATERIAL	FINISH
160 mm	172 mm	34 mm	23 mm	Zinc Alloy	BN 
320 mm	338 mm	29 mm	23 mm		SC 
					BR 



4034 Mallorca

SIZE CC	OVERALL SIZE	PROJECTION	WIDTH	MATERIAL	FINISH
160 mm	197 mm	35 mm	23 mm	Zinc Alloy	BN 
320 mm	355 mm	35 mm	23 mm		SC 
					BR 



BR4034 Mallorca



4400 Dimaro

SIZE CC	OVERALL SIZE	PROJECTION	WIDTH	MATERIAL	FINISH
128 mm	142 mm	22 mm	21 mm	Zinc Alloy	BN
160 mm	174 mm	22 mm	21 mm		
192 mm	206 mm	22 mm	21 mm		
256 mm	270 mm	22 mm	21 mm		



4024 Aseda

SIZE CC	OVERALL SIZE	PROJECTION	WIDTH	MATERIAL	FINISH
128 mm	138 mm	35 mm	16 mm	Aluminium	BN
160 mm	170 mm	35 mm	16 mm		SC
192 mm	202 mm	35 mm	16 mm		
224 mm	234 mm	35 mm	16 mm		
256 mm	256 mm	35 mm	16 mm		
288 mm	298 mm	35 mm	16 mm		
352 mm	362 mm	35 mm	16 mm		
416 mm	426 mm	35 mm	16 mm		
512 mm	522 mm	35 mm	16 mm		
608 mm	618 mm	35 mm	16 mm		
736 mm	746 mm	35 mm	16 mm		
960 mm	970 mm	35 mm	16 mm		

Sizes 224, 256 and 512 available in BN finish only.

Sizes 736 and 960 available in SC finish only.



4029 Merano

SIZE CC	OVERALL SIZE	PROJECTION	WIDTH	MATERIAL	FINISH
128 mm	152 mm	35 mm	13 mm	Aluminium	BN
160 mm	184 mm	35 mm	13 mm		SC
192 mm	216 mm	35 mm	13 mm		
224 mm	248 mm	35 mm	13 mm		
288 mm	312 mm	35 mm	13 mm		
352 mm	376 mm	35 mm	13 mm		

Sizes 224, 288 and 352 available in BN finish only.



3090

SIZE CC	OVERALL SIZE	PROJECTION	WIDTH	MATERIAL	FINISH
128 mm	166 mm	30 mm	19 mm	Zinc Alloy	BN
					SC



4026 Barcelona

SIZE CC	OVERALL SIZE	PROJECTION	WIDTH	MATERIAL	FINISH
96 mm	113 mm	27 mm	15 mm	Aluminium	BN
128 mm	145 mm	27 mm	15 mm		SC
160 mm	177 mm	27 mm	15 mm		PC
192 mm	209 mm	27 mm	15 mm		BL
320 mm	337 mm	27 mm	15 mm		WH

Only sizes 96 and 128 available in PC finish.



4028 Valencia

SIZE CC	OVERALL SIZE	PROJECTION	WIDTH	MATERIAL	FINISH
128 mm	145 mm	29 mm	25 mm	Aluminium	SC
160 mm	177 mm	29 mm	25 mm		BL
192 mm	209 mm	29 mm	25 mm		WH
320 mm	337 mm	29 mm	25 mm		
416 mm	433 mm	29 mm	25 mm		



4385 Alessio

SIZE CC	OVERALL SIZE	PROJECTION	WIDTH	MATERIAL	FINISH
544 mm	556 mm	38 mm	14 mm	Aluminium	SC
736 mm	748 mm	38 mm	14 mm		







4420 Livo

SIZE CC	OVERALL SIZE	PROJECTION	WIDTH	MATERIAL	FINISH
128 mm	160 mm	28 mm	25 mm	Aluminium	BMN
160 mm	192 mm	28 mm	25 mm		
192 mm	224 mm	28 mm	25 mm		
224 mm	256 mm	28 mm	25 mm		
256 mm	288 mm	28 mm	25 mm		
320 mm	352 mm	28 mm	25 mm		
448 mm	480 mm	28 mm	25 mm		

MODERN HANDLES







3061

SIZE CC	OVERALL SIZE	PROJECTION	WIDTH	MATERIAL	FINISH
128 mm	158 mm	25 mm	20 mm	Zinc Alloy	BN 
160 mm	190 mm	26 mm	22 mm		SC 
192 mm	226 mm	27 mm	24 mm		BL 
					WH 





3064

SIZE CC	OVERALL SIZE	PROJECTION	WIDTH	MATERIAL	FINISH
96 mm	119 mm	26 mm	8 mm	Zinc Alloy	BN 
128 mm	159 mm	26 mm	8 mm		SC 
160 mm	196 mm	27 mm	8 mm		BL 
192 mm	224 mm	27 mm	8 mm		WH 
240 mm	272 mm	27 mm	8 mm		
256 mm	290 mm	28.5 mm	8 mm		
320 mm	357 mm	28.5 mm	8.5 mm		





3126

SIZE CC	OVERALL SIZE	PROJECTION	WIDTH	MATERIAL	FINISH
128 mm	179 mm	29 mm	14 mm	Zinc Alloy	BN 
288 mm	339 mm	31 mm	14 mm		SC 







3129

SIZE CC	OVERALL SIZE	PROJECTION	WIDTH	MATERIAL	FINISH
128 mm	137 mm	33 mm	15 mm	Zinc Alloy	BN 
288 mm	297 mm	33 mm	15 mm		SC 



4030 Arezzo

SIZE CC	OVERALL SIZE	PROJECTION	WIDTH	MATERIAL	FINISH
128 mm	136 mm	28 mm	8.5 mm	Zinc Alloy	BN 
160 mm	168 mm	28 mm	8.5 mm		SC 
192 mm	200 mm	28 mm	8.5 mm		BL 
256 mm	264 mm	28 mm	8.5 mm		WH 
320 mm	328 mm	28 mm	8.5 mm		



2004

SIZE CC	OVERALL SIZE	PROJECTION	WIDTH	MATERIAL	FINISH
96 mm	108 mm	30 mm	12 x 12 mm	304 Stainless Steel Solid	SS 
128 mm	140 mm	30 mm	12 x 12 mm		
160 mm	172 mm	30 mm	12 x 12 mm		
192 mm	204 mm	30 mm	12 x 12 mm		
224 mm	236 mm	30 mm	12 x 12 mm		
288 mm	300 mm	30 mm	12 x 12 mm		
320 mm	332 mm	30 mm	12 x 12 mm		
352 mm	364 mm	30 mm	12 x 12 mm		
480 mm	492 mm	30 mm	12 x 12 mm		
512 mm	524 mm	30 mm	12 x 12 mm		
608 mm	620 mm	30 mm	12 x 12 mm		






2001

SIZE CC	OVERALL SIZE	PROJECTION	WIDTH	MATERIAL	FINISH
64 mm	115 mm	35 mm	12 mm	304 Stainless Steel Solid	SS 
96 mm	155 mm	35 mm	12 mm		
128 mm	200 mm	35 mm	12 mm		
160 mm	250 mm	35 mm	12 mm		
192 mm	300 mm	35 mm	12 mm		
224 mm	350 mm	35 mm	12 mm		
288 mm	400 mm	35 mm	12 mm		
320 mm	450 mm	35 mm	12 mm		
360 mm	500 mm	35 mm	12 mm		
480 mm	600 mm	35 mm	12 mm		

MODERN HANDLES








2006

SIZE CC	OVERALL SIZE	PROJECTION	WIDTH	MATERIAL	FINISH
128 mm	140 mm	30 mm	12 x 12 mm	304 Stainless Steel Hollow	SSH 
160 mm	172 mm	30 mm	12 x 12 mm		BL 
192 mm	204 mm	30 mm	12 x 12 mm		WH 
256 mm	268 mm	30 mm	12 x 12 mm		
320 mm	332 mm	30 mm	12 x 12 mm		





2002

SIZE CC	OVERALL SIZE	PROJECTION	WIDTH	MATERIAL	FINISH
96 mm	102 mm	32 mm	10 mm	304 Stainless Steel	BN 
128 mm	138 mm	32 mm	10 mm		SC 
160 mm	168 mm	32 mm	10 mm		SS 
192 mm	200 mm	32 mm	10 mm		BL 
288 mm	296 mm	32 mm	10 mm		WH 







1012

SIZE CC	OVERALL SIZE	PROJECTION	WIDTH	MATERIAL	FINISH
96 mm	114 mm	20 mm	10 mm	Zinc Alloy	BN 
128 mm	148 mm	25 mm	10 mm		SC 
320 mm	355 mm	32 mm	10 mm		




1090

SIZE CC	OVERALL SIZE	PROJECTION	WIDTH	MATERIAL	FINISH
96 mm	114 mm	29 mm	8 mm	Zinc Alloy	SC 
					PC 
					BL 
					WH 




1004

SIZE CC	OVERALL SIZE	PROJECTION	WIDTH	MATERIAL	FINISH
96 mm	100 mm	19 mm	10 mm	Zinc Alloy	BN 
128 mm	132 mm	25 mm	11 mm		







1005

SIZE CC	OVERALL SIZE	PROJECTION	WIDTH	MATERIAL	FINISH
128 mm	148 mm	30 mm	14 mm	Zinc Alloy	BN 





1092

SIZE CC	OVERALL SIZE	PROJECTION	WIDTH	MATERIAL	FINISH
64 mm	72 mm	26 mm	12 mm	Zinc Alloy	BN 
96 mm	112 mm	26 mm	12 mm		SC 
128 mm	131 mm	26 mm	12 mm		BL 
160 mm	167 mm	26 mm	12 mm		WH 
256 mm	265 mm	26 mm	12 mm		






1211

SIZE CC	OVERALL SIZE	PROJECTION	WIDTH	MATERIAL	FINISH
96 mm	113 mm	27 mm	10 mm	Zinc Alloy	BN 
128 mm	142 mm	27 mm	12 mm		SC 



4020 Siena

SIZE CC	OVERALL SIZE	PROJECTION	WIDTH	MATERIAL	FINISH
32 mm	40 mm	25 mm	19 mm	Aluminium	SC 
96 mm	108 mm	25 mm	19 mm		BL 
128 mm	140 mm	25 mm	19 mm		WH 
160 mm	172 mm	25 mm	19 mm		
288 mm	300 mm	25 mm	19 mm		
480 mm	492 mm	25 mm	19 mm		
608 mm	620 mm	25 mm	19 mm		






4021 Estrada

OVERALL SIZE	PROJECTION	THICKNESS	MATERIAL	FINISH
60 mm	40 mm	2 mm	Aluminium	SC 
120 mm	40 mm	2 mm		BL 
240 mm	40 mm	2 mm		WH 
400 mm	40 mm	2 mm		PC 

PC finish available in sizes 60 and 400 only.






6010

OVERALL SIZE	PROJECTION	THICKNESS	MATERIAL	FINISH
100 mm	37 mm	1.3 mm	304 Stainless Steel	SS 
200 mm	37 mm	1.3 mm		BL 
300 mm	37 mm	1.3 mm		WH 



4022 Estiva

OVERALL SIZE	PROJECTION	MATERIAL	FINISH
300 mm	35 mm	Aluminium	SC 
400 mm	35 mm		BL 
500 mm	35 mm		WH 
600 mm	35 mm		

To suit 18 mm board.

TRADITIONAL HANDLES



7001

SIZE CC	OVERALL SIZE	PROJECTION	WIDTH	MATERIAL	FINISH
96 mm	105 mm	38 mm	10 mm	Steel	PE ●
128 mm	135 mm	38 mm	10 mm		



3802

SIZE CC	OVERALL SIZE	PROJECTION	WIDTH	MATERIAL	FINISH
160 mm	175 mm	33 mm	13 mm	Zinc Alloy	PE ●
256 mm	271 mm	33 mm	13 mm		AB ●
					BL ●

Combine with 3801 knob.



5005

SIZE CC	OVERALL SIZE	PROJECTION	WIDTH	MATERIAL	FINISH
64 mm	89 mm	16 mm	30 mm	Zinc Alloy	PER ●
					BL ●

Combine with PER3804 knob.



5006

SIZE CC	OVERALL SIZE	PROJECTION	WIDTH	MATERIAL	FINISH
128 mm	164 mm	44 mm	19 mm	Zinc Alloy	PEC ●


Combine with PEC3805 knob.



WH4550 Calabria Top Rail
WH4555 Trentino Centre Rail




4520 Alda 'G' rail

OVERALL SIZE	WIDTH	HEIGHT	MATERIAL	FINISH
3 m	20 mm	35 mm	Aluminium	SC 




4530 Armino 'L' rail

OVERALL SIZE	WIDTH	HEIGHT	MATERIAL	FINISH
3 m	21 mm	30 mm	Aluminium	SC 







4540 Molise 'V' rail

OVERALL SIZE	WIDTH	HEIGHT	MATERIAL	FINISH
3 m	19 mm	38 mm	Aluminium	SC 



4550 Calabria Top rail

OVERALL SIZE	WIDTH	HEIGHT	MATERIAL	FINISH
2 m	26 mm	46 mm	Aluminium	SC 
4 m	26 mm	46 mm		BL 
				WH 
				BR 



Please note:
BR45 mounting brackets & screws
purchased separately.



4555 Trentino Centre rail

OVERALL SIZE	WIDTH	HEIGHT	MATERIAL	FINISH
2 m	26 mm	56 mm	Aluminium	SC 
4 m	26 mm	56 mm		BL 
				WH 
				BR 







Please note:
BR45 mounting brackets & screws
purchased separately.

BACK TO BACK HANDLES



4035 Locarno





SIZE CC	OVERALL SIZE	PROJECTION	WIDTH	MATERIAL	FINISH
160 mm	184 mm	43 mm	13 mm	Aluminium	BN 
224 mm	248 mm	43 mm	13 mm		SC 
					BL 
					WH 



FLUSH PULLS




1145

SIZE CC	OVERALL SIZE	DEPTH	INSIDE DIMS.	MATERIAL	FINISH
96 mm	124 mm	13 mm	21 x 76 mm	Aluminium	BN 
160 mm	188 mm	13 mm	21 x 140 mm		SC 
224 mm	252 mm	13 mm	21 x 204 mm		BSC 
288 mm	316 mm	13 mm	21 x 268 mm		BL 




IN 16 410

HEIGHT	WIDTH	MATERIAL	FINISH
135 mm	70 mm	304 Stainless Steel	SS 




IN 07 185

SIZE CC	OVERALL SIZE	PROJECTION	DIAMETER	MATERIAL	FINISH
250 mm	290 mm	66 mm	30 mm	304 Stainless Steel	SS 




IN 16 412

HEIGHT	WIDTH	MATERIAL	FINISH
135 mm	55 mm	304 Stainless Steel	SS 



IN 16 416

HEIGHT	WIDTH	MATERIAL	FINISH
300 mm	55 mm	304 Stainless Steel	SS 



BL8001
BL8002



8001 M-Series

HEIGHT	WIDTH	MATERIAL	FINISH
92 mm	22 mm	Zinc	BN SC BR PC BL BRS BSC



8002 M-Series

HEIGHT	WIDTH	MATERIAL	FINISH
190 mm	35 mm	Zinc	BN SC BR PC BL BRS BSC



1132


SIZE CC	HEIGHT	WIDTH	DEPTH	INSIDE DIM.	MATERIAL	FINISH
64 mm	76 mm	42 mm	10 mm	48 x 18 mm	Zinc Alloy	SC
96 mm	108 mm	42 mm	10 mm	80 x 18 mm		BN
128 mm	142 mm	42 mm	10 mm	111 x 18 mm		



1141

HEIGHT	WIDTH	DEPTH	INSIDE DIM.	MATERIAL	FINISH
100 mm	38 mm	13 mm	68 x 18 mm	Zinc Alloy	SC
135 mm	38 mm	13 mm	95 x 18 mm	Size 100 mm Available in SC and BN Only	BN
165 mm	50 mm	13 mm	115 x 25 mm		BSC
					BL
					WH

FLUSH PULLS



3038S

SIZE	OVERALL SIZE	DEPTH	INSIDE DIM.	MATERIAL	FINISH
24 mm	26 x 26 mm	11 mm	16 x 16 mm	Zinc Alloy	SC ● BN ● BSC ● BL ● WH ●



3038L

SIZE	OVERALL SIZE	DEPTH	INSIDE DIM.	MATERIAL	FINISH
40 mm	46 x 46 mm	11 mm	26 x 26 mm	Zinc Alloy	SC ● BN ● BL ● WH ●



IN 16 316

SIZE	OVERALL SIZE	DEPTH	INSIDE DIM.	MATERIAL	FINISH
25 mm	30 x 30 mm	19 mm	20 x 20 mm	304 Stainless Steel	BN ●



1159

SIZE	OVERALL SIZE	DEPTH	INSIDE DIM.	MATERIAL	FINISH
35 mm	41 x 41 mm	7 mm	25 x 25 mm	Zinc Alloy	BN ●

KNOBS



3801

DIAMETER	PROJECTION	MATERIAL	FINISH
33 mm	25 mm	Zinc Alloy	PE ● AB ● BL ●

Combine with 3802 handle.



3804

DIAMETER	PROJECTION	MATERIAL	FINISH
31 mm	25 mm	Zinc Alloy	PER ●

Combine with 5005 cup handle.



3805

DIAMETER	PROJECTION	MATERIAL	FINISH
30 mm	25 mm	Zinc Alloy / Ceramic	PEC ●

Combine with 5006 handle.



7002

DIAMETER	PROJECTION	MATERIAL	FINISH
40 mm	60 mm	Steel	PE ●
76 mm	40 mm		




1188

DIAMETER	PROJECTION	MATERIAL	FINISH
29 mm	23 mm	Zinc Alloy	BN ● BRS ● BR ●



1165

DIAMETER	PROJECTION	MATERIAL	FINISH
29 mm	26 mm	Zinc Alloy	BN ● SC ●



1184

OVERALL SIZE	PROJECTION	MATERIAL	FINISH
60 x 60 mm	22 mm	Zinc Alloy	BN ●



1189

OVERALL SIZE	PROJECTION	MATERIAL	FINISH
32 X 32 mm	25 mm	Zinc Alloy	BN ● BRS ● BR ●



1179

DIAMETER	PROJECTION	MATERIAL	FINISH
22 mm	28 mm	Zinc Alloy	BN ●



1185

OVERALL SIZE	PROJECTION	MATERIAL	FINISH
25 x 25 mm	23 mm	Zinc Alloy	BN ● SC ● BL ●



1186

OVERALL SIZE	PROJECTION	MATERIAL	FINISH
31 x 31 mm	25 mm	Zinc Alloy	BN ● BR ●



3905

OVERALL SIZE	PROJECTION	MATERIAL	FINISH
26 x 18 mm	16 mm	Zinc Alloy	SC ● BL ● WH ●



1114

OVERALL SIZE	PROJECTION	MATERIAL	FINISH
19 x 19 mm	24 mm	Zinc Alloy	SC 







1164

OVERALL SIZE	PROJECTION	WIDTH	MATERIAL	FINISH
35 mm	18 mm	8 mm	Zinc Alloy	SC 







1196

DIAMETER	PROJECTION	MATERIAL	FINISH
18 mm	30 mm	Solid Brass	BL  BRS  BR  BN 







1197

DIAMETER	PROJECTION	MATERIAL	FINISH
30 mm	24 mm	Solid Brass	BL  BRS  BR  BN 



1160

SIZE	DIAMETER	PROJECTION	MATERIAL	FINISH
S	17 mm	23 mm	Zinc Alloy	BN 
L	25 mm	26 mm		SC  BL  WH 






1112

OVERALL SIZE	PROJECTION	MATERIAL	FINISH
25 x 25 mm	20 mm	Zinc Alloy	BN 





1168

SIZE CC	OVERALL SIZE	PROJECTION	WIDTH	MATERIAL	FINISH
32 mm	44 mm	20 mm	8 mm	Zinc Alloy	BN  SC  SN 



1115

OVERALL SIZE	PROJECTION	WIDTH	MATERIAL	FINISH
25 x 25 mm	24 mm	9 mm	Zinc Alloy	SC  SN 






1161

DIAMETER	PROJECTION	MATERIAL	FINISH
12 mm	23 mm	Zinc Alloy	SC 





1194

OVERALL SIZE	PROJECTION	MATERIAL	FINISH
20 x 21 mm	25 mm	Zinc Alloy	BN  SC  SN 








1187

SIZE CC	OVERALL SIZE	PROJECTION	MATERIAL	FINISH
32 mm	56 mm	25 mm	Zinc Alloy	SC  SN 



1299

SIZE CC	OVERALL SIZE	PROJECTION	WIDTH	MATERIAL	FINISH
32 mm	41 mm	20 mm	10 mm	Zinc Alloy	BN  SC  BL  WH 



IN 13 186



IN 13 106
Floor Mount

DIAMETER	HEIGHT	MATERIAL	FINISH
20 mm	22 mm	304 Stainless Steel	SS
25 mm	23 mm		



IN 13 121
Floor Mount

DIAMETER	HEIGHT	MATERIAL	FINISH
30 mm	40 mm	304 Stainless Steel	SS



IN 13 185
Floor Mount

DIAMETER	HEIGHT	MATERIAL	FINISH
30 mm	30 mm	304 Stainless Steel	SS
50 mm	30 mm		TG
			TB



IN 13 186
Floor Mount/Magnetic

OVERALL SIZE	DIAMETER	HEIGHT	MATERIAL	FINISH
37.5 x 35 mm	35 mm	60 mm	304 Stainless Steel	SS



IN 13 355
Floor Mount

OVERALL SIZE	HEIGHT	MATERIAL	FINISH
30 x 25 mm	30 mm	304 Stainless Steel	SS



5042
Floor Mount/Magnetic

OVERALL SIZE	HEIGHT	MATERIAL	FINISH
30 x 25 mm	30 mm	Zinc Alloy	BN
			SC
			BL



5043
Floor Mount/Magnetic

DIAMETER	HEIGHT	MATERIAL	FINISH
32 mm	30 mm	Zinc Alloy	BN
			SC
			BL



5025
Floor Mount

DIAMETER	HEIGHT	MATERIAL	FINISH
47 mm	25 mm	Zinc alloy	BN
			SC

DOOR STOPS




5028C
Wall Mount/Catch

DIAMETER	PROJECTION	MATERIAL	FINISH
10 mm	83 mm	Zinc Alloy	BN ● BL ● BSC ●



5029C
Wall Mount/Catch

DIAMETER	PROJECTION	MATERIAL	FINISH
10 mm	83 mm	Zinc Alloy	BN ● SC ● BL ●



5036
Wall Mount

DIAMETER	PROJECTION	MATERIAL	FINISH
16 mm	83 mm	Aluminium	SC ● BN ● BSC ● BL ●



IN 13 010
Heavy Duty Door Stop with shock absorber and catch

OVERALL SIZE	HEIGHT	MATERIAL	FINISH
75 x 90 mm	110 mm	304 Stainless Steel	SS ●



5040/120
Wall Mount

DIAMETER	PROJECTION	MATERIAL	FINISH
16 mm	120 mm	Zinc Alloy	BN ● SC ● BL ●



5041/83-120
Wall Mount/Magnetic

DIAMETER	PROJECTION	MATERIAL	FINISH
16 mm	83 mm	Zinc Alloy	BN ● SC ● BL ●
16 mm	120 mm		

HOOKS



IN 14 500

DIAMETER	PROJECTION	MATERIAL	FINISH
27 / 14 mm	48 mm	304 Stainless Steel	SS ●



IN 14 501

DIAMETER	PROJECTION	MATERIAL	FINISH
35 / 19 mm	48 mm	304 Stainless Steel	SS ●



IN 14 601

OVERALL SIZE	PROJECTION	MATERIAL	FINISH
16 x 45 mm	86 mm	Aluminium	BMN ● PC ● BL ●



IN 14 520

DIAMETER	PROJECTION	MATERIAL	FINISH
20 mm	50 mm	Stainless Steel	SS ● PC ●



IN 14 520 AL

DIAMETER	PROJECTION	MATERIAL	FINISH
20 mm	50 mm	Aluminium	BL ● SC ● SG ●

CODE	PG	FINISHES																			
		SC	BN	PC	SN	SS	SSH	AB	BR	BRS	PE	PER	PEC	BMN	BSC	BL	WH	RF	TG	TB	SG
1004	8	•																			
1005	8	•																			
1012	9	•	•																		
1090	9	•	•													•	•				
1092	9	•	•													•	•				
1112	22	•																			
1114	22	•																			
1115	23	•		•																	
1132	19	•	•																		
1141	19	•	•													•	•	•			
1145	17	•	•													•	•				
1159	20	•																			
1160	22	•	•													•	•				
1161	22	•																			
1162	21	•																			
1164	22	•																			
1165	21	•	•																		
1168	23	•	•	•																	
1179	21	•																			
1184	21	•																			
1185	21	•	•													•					
1186	21	•																			
1187	23	•		•																	
1188	21	•														•	•				
1189	21	•														•	•				
1194	22	•	•	•																	

CODE	PG	FINISHES																			
		SC	BN	PC	SN	SS	SSH	AB	BR	BRS	PE	PER	PEC	BMN	BSC	BL	WH	RF	TG	TB	SG
1196	23	•								•	•					•					
1197	23	•								•	•					•					
1211	9	•	•																		
1299	23	•	•													•	•				
2001	7					•															
2002	8	•	•			•										•	•				
2004	7					•															
2006	8					•										•	•				
3038S	20	•	•												•	•	•				
3038L	20	•	•													•	•				
3061	6	•	•													•	•				
3064	6	•	•													•	•				
3090	5	•	•																		
3126	7	•	•																		
3129	7	•	•																		
3801	20							•		•						•					
3802	13					•			•							•					
3804	20										•										
3805	20											•									
3905	21	•														•	•				
4020	11	•														•	•				
4021	11	•	•													•	•				
4022	11	•														•	•				
4024	4	•	•																		

CODE	PG	FINISHES																			
		SC	BN	PC	SN	SS	SSH	AB	BR	BRS	PE	PER	PEC	BMN	BSC	BL	WH	RF	TG	TB	SG
4026	4	•	•	•												•	•				
4028	4	•														•	•				
4029	5	•	•													•	•				
4030	6	•	•													•	•				
4031	2	•	•							•											
4032	2	•	•							•											
4034	2	•	•							•											
4035	16	•	•													•	•				
4037	1	•								•	•										
4038	1	•								•	•										
4039	2	•								•	•										
4041	1	•								•	•					•					
4042	1	•								•	•					•					
4385	5	•																			
4400	4	•																			
4420	5															•					
4520	15	•																			
4530	15	•																			
4540	15	•																			
4550	15	•								•						•	•				
4555	15	•								•						•	•				
5005	13											•				•					
5006	13											•									
5025	26	•	•																		
5028C	26	•														•	•				
5029C	26	•	•													•					

CODE	PG	FINISHES																			
		SC	BN	PC	SN	SS	SSH	AB	BR	BRS	PE	PER	PEC	BMN	BSC	BL	WH	RF	TG	TB	SG
5036	26	•	•													•	•				
5042	25	•	•																		
5043	25	•	•																		
5040/120	26	•	•																		
5041/83	26	•	•																		
5041/120	26	•	•																		
6010	11					•										•	•				
7001	13																				
7002	20																				
8001	19	•	•	•						•	•					•	•				
8002	19	•	•	•						•	•					•	•				
IN 07 185	16					•															
IN 13 010	26					•															
IN 13 106	25					•															
IN 13 121	25					•															
IN 13 185	25					•												•	•		
IN 13 186	25					•															
IN 13 355	25					•															
IN 14 500	27					•															
IN 14 501	27					•															
IN 14 520	27		•	•																	
IN 14 520 AL	27	•																•			•
IN 14 601	27	•	•																		
IN 16 316	20	•																			
IN 16 410	17					•															
IN 16 412	17					•															
IN 16 416	17					•															

FINISHES GUIDE

Please note: This guide is indicative only - actual finish may vary

SC		Satin Chrome	BRS		Satin Brass
BN		Brushed Nickel	PE		Pewter
PC		Polished Chrome	PER		Pewter Rustic
SN		Satin Nickel	PEC		Pewter Ceramic
SS		Stainless Steel	BMN		Brushed Matt Nickel
SSH		Stainless Steel Hollow	BSC</		